

# Overview - Public Entities Quarterly Reporting

Approved receipts  
762,3 6,1%

Approved spending  
36,1 19,5%

Surplus/(deficit)  
726,2

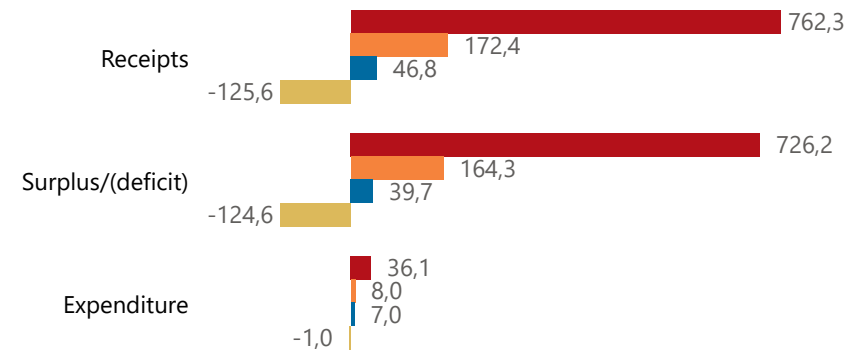
- ☐ R billion
- ☒ R million
- ☐ R thousand



**national treasury**  
Department:  
National Treasury  
REPUBLIC OF SOUTH AFRICA

## Consolidation

● Approved ● Forecast ● YTD ● Variance



## Composition of receipts



## Quarter

4

## Cluster

All

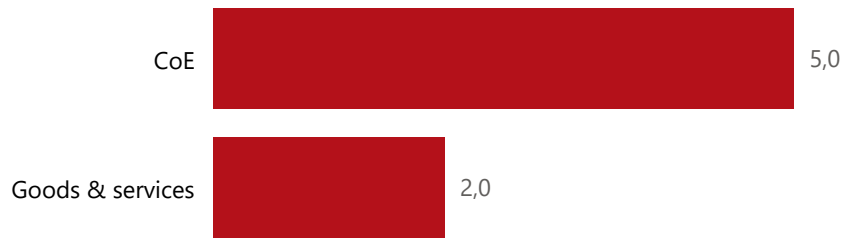
## Department

Mineral and Petroleum Resources

## Entity

State Diamond Trader

## Composition of spending



## Functional grouping



## Spending by PFMA schedule



# Public Entities Receipts

Approved sales of G&S

761,3

5,9%

Approved transfers

(Blank)

(Blank)



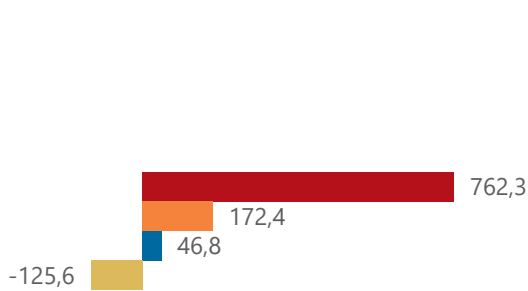
national treasury

Department:  
National Treasury  
REPUBLIC OF SOUTH AFRICA

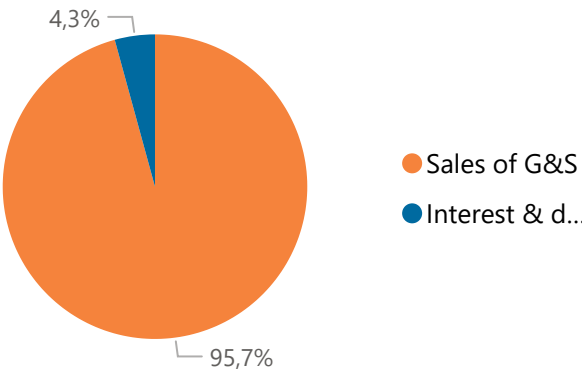
- ☐ R billion
- ☒ R million
- ☐ R thousand

## Actual vs Forecast

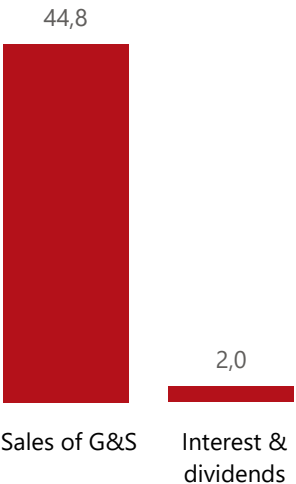
● Approved ● Forecast ● YTD ● Variance



## Composition of receipts



## Top 5 Receipts



## Quarter

4

## Cluster

All

## Department

Mineral and Petroleum Resources

## Entity

State Diamond Trader

## Top 5 Transfers

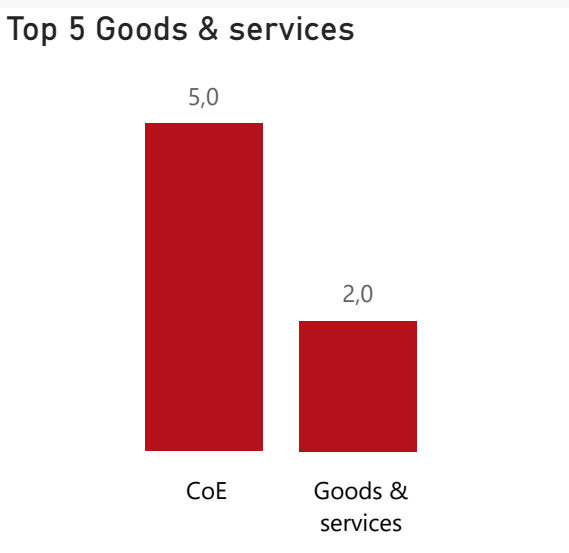
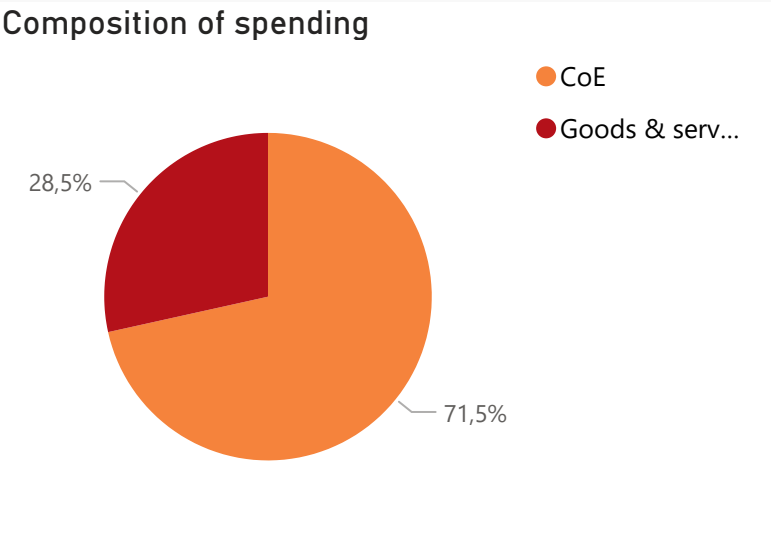
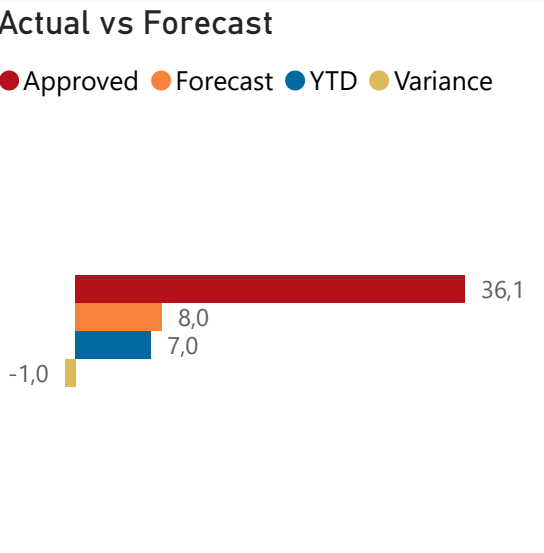
## Receipts

Level 3	Approved	YTD	% YTD
+ Sales of G&S	761,3	44,8	95,7%
+ Interest & dividends	1,0	2,0	4,3%
Total	762,3	46,8	100,0%

# Public Entities Spending

Approved CoE	Approved G&S	Approved transfers
22,522,4%	11,317,8%	(Blank)6,1%

- ☐ R billion
- ☒ R million
- ☐ R thousand



Quarter

4

Cluster

All

Department

Mineral and Petroleum Resources

Entity

State Diamond Trader

## Capital assets

Spending			
Level 3	Approved	YTD	% YTD
⊕ CoE	22,5	5,0	71,5%
⊕ Goods & services	11,3	2,0	28,5%
⊕ Capital	2,4		
Total	36,1	7,0	100,0%